

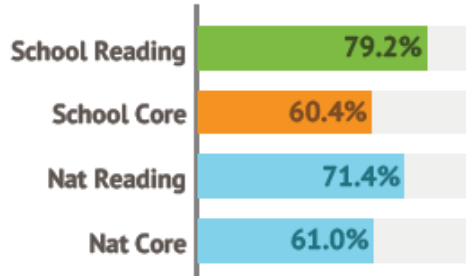
END OF KEY STAGE RESULTS 2016-17

Key Stage 2

Achieving Expected Standard

Pupils Achieving the Expected Standard: Reading

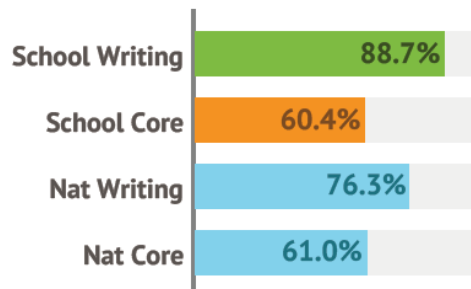
79.2%



At St Luke's RC Primary School 79.2% of pupils achieve the expected standard in reading. This is 18.8% more than the core subject average, 7.8% more than the national reading average and 18.2% higher than the national core average.

Pupils Working at the Expected Standard: Writing

88.7%




At St Luke's RC Primary School 88.7% of pupils achieve at the expected standard in writing (TA). This is 28.3% higher than the core subject average, 12.4% higher than the national writing average and 27.7% higher than the national core average.

Cohort size = 53

Pupils Achieving the Expected Standard: Maths

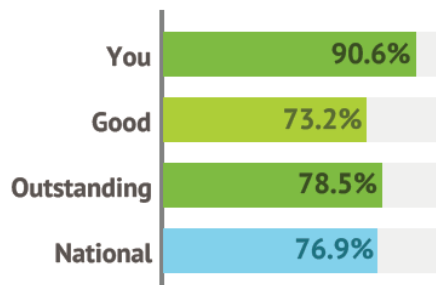
75.5%



At St Luke's RC Primary School 75.5% of pupils achieve the expected standard in maths. This is 15.1% more than the core subject average, 0.7% higher than the national maths average and 14.5% more than the national core average.

Pupils Achieving Expected Standard: EGPS

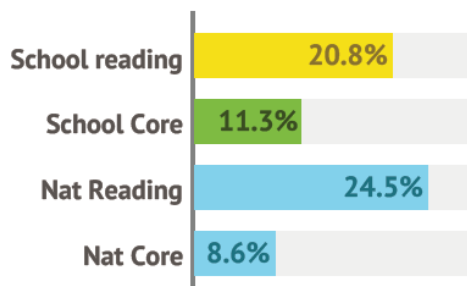
90.6%



At St Luke's RC Primary School 90.6% of pupils achieve the expected standard in EGPS. This is 17.4% higher than the Good schools average, 12.1% more than the Outstanding schools average and 13.7% more than the national average.

Pupils Achieving Higher Standard: Reading


20.8%



At St Luke's RC Primary School 20.8% of pupils achieve a high scaled score in reading. This is 9.5% higher than the core subject average, 3.7% less than the national reading average and 12.2% higher than the national core average.

Pupils Achieving Higher Standard: Maths

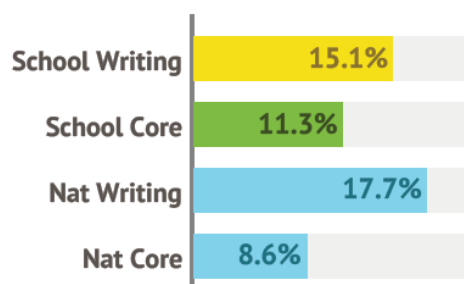
30.2%



At St Luke's RC Primary School 30.2% of pupils achieve a high scaled score in maths. This is 18.9% more than the core subject average, 7.6% higher than the national maths average and 21.6% more than the national core average.

Pupils Working at Greater Depth: Writing (TA)

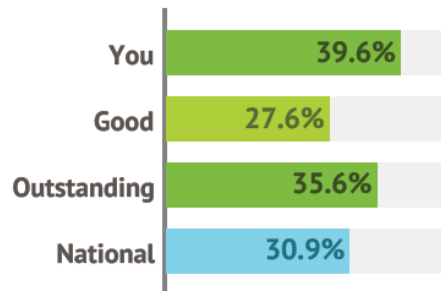
15.1%



At St Luke's RC Primary School 15.1% of pupils achieve greater depth within the expected standard in writing (TA). This is 3.8% more than the core subject average, 2.6% lower than the national writing average and 6.5% more than the national core average.

Pupils Achieving Higher Standard: EGPS

39.6%



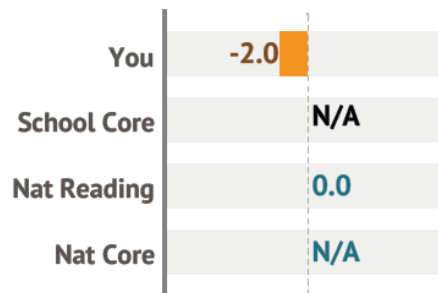
At St Luke's RC Primary School 39.6% of pupils achieve the higher standard in EGPS. This is 12% higher than the Good schools average, 4% higher than the Outstanding schools average and 8.7% higher than the national average.

Key Stage 2

Overall Progress Score: Reading

Overall Progress Score: Reading

-2.0

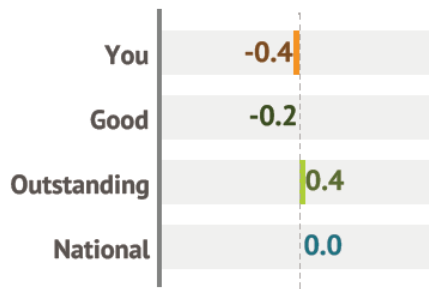


At St Luke's RC Primary School the reading Overall Progress Score is -1.97. This is 1.97 lower than the national reading average. This measure does not exist for all core subjects at school or national level.

Cohort size = 53

Overall Progress Score: Writing

-0.4



At St Luke's RC Primary School the writing Overall Progress Score is -0.43. This is 0.21 less than the average for Good schools, 0.87 lower than the average for Outstanding schools and 0.43 lower than the national average.

Cohort size = 53

Overall Progress Score: Maths

-0.6

Cohort size = 53

School Maths	-0.6
School Core	N/A
Nat Maths	0.0
Nat Core	N/A

At St Luke's RC Primary School the maths Overall Progress Score is -0.61. This is 0.61 lower than the national maths average. This measure does not exist for all core subjects at school or national level.